

Also included with the SkyLab Extreme kit:

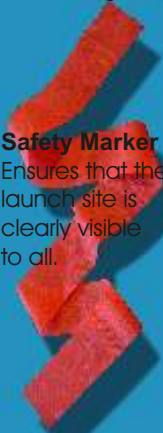
Filling Hose / Launcher

Lets you pump up the rocket from a safe distance away. Releases automatically when you stop pumping.



Guide Rod

Keeps your rocket pointed up until it's going fast enough to continue on straight up.



Safety Marker

Ensures that the launch site is clearly visible to all.



Clear pictorial instructions

Makes the rocket easy to assemble, a breeze to launch.



Requirements:

- 1 - Bicycle Pump
- 100 ml water
- 1 - 1000' wide open field


Integral closed-cell foam bumper pad for a safe, soft touch-down every time.



SkyLab Extreme


Water Rocket Kit 300 feet+

Included proprietary rocket-profile body minimizes air friction for higher velocity and altitude.



Entire rocket weighs only 60 grams, maximizing both altitude and safety.

Super-light expanded polymer fins instantly fold out and click into place.



Shock-absorbing mounting system for maximum reusability.

Recessed reduction-type nozzle for long-lasting thrust, impressive vapor trail, and higher altitude.

Low-friction guide tube keeps the rocket pointed up during liftoff.

\$29.99 US



Reasonably priced spacecraft for the home, school or office.